

Finding the I, IV, V in a Major Scale

PEBBLES found along the shores of the wiki wacki web.

Romans and Nashville?

The **I-IV-V** progression is the fundamental structure of blues, and by extension, rock. And is the basis for the "Nashville Notation System", that is very common in country music and popular music today.

The Nashville Notation System is a simple way of denoting chords that can easily be adapted to any key without having to transpose. The idea is based around "scale degrees".

The western scales all have seven degrees which can be represented by using Roman numerals starting with **I** - the root or key, all the way through to the **VII** or the seventh note in the chosen scale.

Thus, a scale can be written as **I, II, III, IV, V, VI, VII**, and again **I**, this **I** is in a higher octave.

In the key of **C**, it would be --- **C - D - E - F - G - A - B - C**.

In the key of **F**, it would be ---- **F - G - A - Bb - C - D - E - F**.

When picking out any Major key scale on your fretboard, they all follow the same pattern of movement, as show on the illustration below. The **I** is always the root or desired key of the scale, and your starting point.

When we play a blues or rock progression, the **I-IV-V** states that you first play a **I** chord, followed by a **IV** chord and finally a **V** chord.

In the key of **C**, this would translate as ----- **C - F - G**.

In the key of **F**, it would translate as ----- **F - Bb - C**.

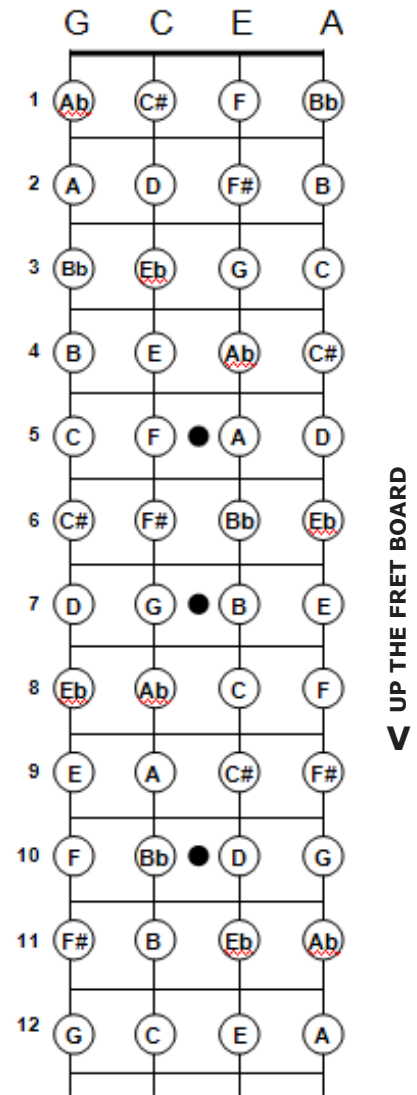
In the key of **A**, it would be ----- **A - D - E**

At its most basic level, the capital roman numeral represents a major chord, while a lower-case roman numeral would represent a minor chord. Thus **I-ii-V-IV-V7** would translate in the key of **C** to--

C major - **D** minor - **G** major - **F** major - **G** major seven
C **Dm** **G** **F** **G7**



On the ukulele, a Half Step is moving from one fret to the next. A Full Step is moving two frets at a time.

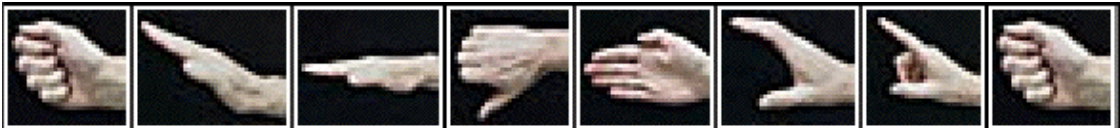


The major scales in all it's forms

PEBBLES found along the shores of the wiki wacki web.

Solfege **Do** **Re** **Mi** **Fa** **Sol** **La** **Ti** **Do**

Curwen/Glover Hand Signs



Nashville Notation System

Root or Tonic **I** **II** **III** **IV** **V** **VI** **VII** **I** Up an Octave

— FULL STEP — — FULL STEP — — HALF STEP — — FULL STEP — — FULL STEP — — FULL STEP — — HALF STEP —

= TWO HALF STEPS

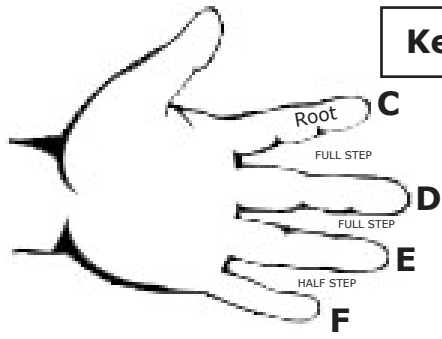
On the ukulele, a Half Step equals moving from one fret to the next. A Full Step equals moving two frets at a time.

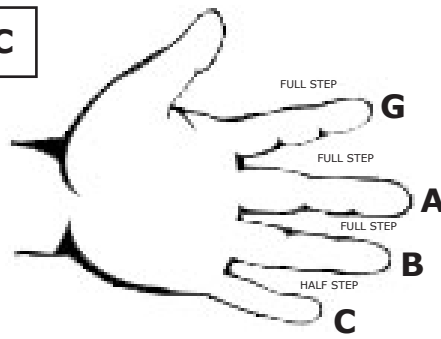
Major Scales

C	D	E	F	G	A	B	C
D	E	F#	G	A	B	C#	D
E	F#	G#	A	B	C#	D#	E
F	G	A	Bb	C	D	E	F
G	A	B	C	D	E	F#	G
A	B	C#	D	E	F#	G#	A
B	C#	D#	E	F#	G#	A#	B

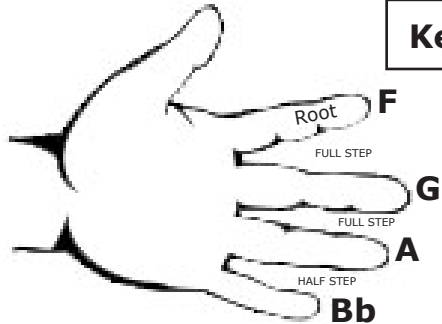
WikiWiki Hand Jive

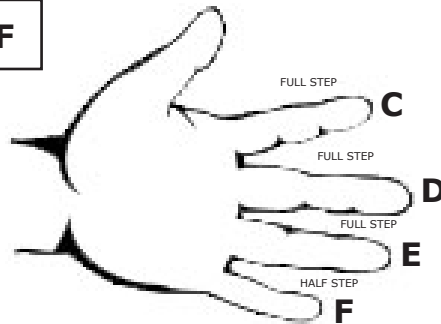
Key of C





Key of F





I, IV, V popular progressions

PEBBLES found along the shores of the wiki wacki web.

Learn one progression, sing dozens of songs.

I, V, vi, IV In the key of **C** --- **C, G, Am, F** -- Here's 14 songs used in a melody playing just one progression.

- "Don't Stop Believin'" by Journey
- "Let it Be" by the Beatles
- "Wonderwall" by Oasis
- "I'm Yours" by Jason Mraz
- "Happy Ending" by MIKA
- "With or Without You" by U2
- "No One" by Alicia Keys
- "Take on Me" by A-Ha
- "Hot N' Cold" by Katy Perry
- "Paparazzi" by Lady GaGa
- "One Day" by Matisyahu
- "On the Radio" by Regina Spektor
- "Love Story" by Taylor Swift
- "Dammit" by Blink-182

See it on YouTube.. <http://www.youtube.com/watch?v=cSTQriaHo84>

12-bar Blues Progression

This simple **I, IV, V** blues progression, uses all **7th** chords. This is just one of many different blues progression "Google 12 bar blues progression" for more.

Key of **E**.

I7	I7	I7	I7
IV7	IV7	I7	I7
V7	IV7	I7	V7

or

E7	E7	E7	E7
A7	A7	E7	E7
B7	A7	E7	B7

Watch Ukulele Mike on YouTube. He walks you through this progression.

<http://www.youtube.com/watch?v=ep1RNTEsMpK>

Try it now in the key of **D**

D7	D7	D7	D7
G7	G7	D7	D7
A7	G7	D7	A7