

These Boots Are Made For Walking

Written by Lee Hazlewood Released by Nancy Sinatra 1966

Watch on YouTube: <http://www.youtube.com/watch?v=SbyAZQ45uww>

GETTING BACK TO BASICS

Watch the YouTube!

(Descending line) then 4 measures of A

A
You keep saying | you've got something | for me... | ... |

Something you call | love, but con- | fess... | ... |

D
You've been messin' | where you shouldn't have been a | messin'... | ... |

And now, | **A** someone else is | gettin' all your | best... | ...

Chorus

These | **C** Boots are made for | **A** walking...

and | **C** that's just what they'll | **A** do... |

C One of these days these | **A (break and mute)** boots... are gonna walk all over you *

*On "you" (Descending line) then 4 measures of A

A
You keep lying, | when you oughta be | truthin'... | ... |

And you | keep losin' | when you oughta not | bet | ... |

D
You keep samin' | when you oughta be | changin' ... | ... |

Now what's | **A** right is right, but | you ann't been right | yet... | ... |

(Chorus)

A
You keep playin' | where you shouldn't be | playin'... | ... |

And you | keep thinkin' that | you'll never get | burnt... | Ha!... |

D
I just found me a | brand new box of | matches... | Yeah' ... |

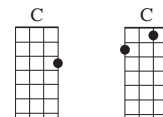
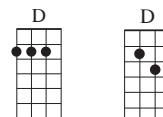
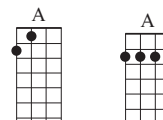
And what he knows you | ain't had time to | learn ... | ... |

(Chorus)

Descending line only

A
Are you ready boots? Start walkin'!
(Verse chords, no words you can hummmm.. fade)

Soprano Baritone



How to play the Descending line:

On 1st string (A):
Walk down from the 12th fret to 5th fret.

or

5th fret to 2nd frets of 2nd string (E).

Followed by 5th fret to 2nd frets of 3rd string (C)

Time: 4/4

Key of: C

First Note: A

Strum: 1 2 3 4

UKULELE Wiki Wiki
W SEATTLE @ BALLARD

UKULELE-WIKIWIKI.COM

For educational and personal use only.

Unlike most fun things, you should **DO** this at home.

We are not professionals.

UWW-2012 January